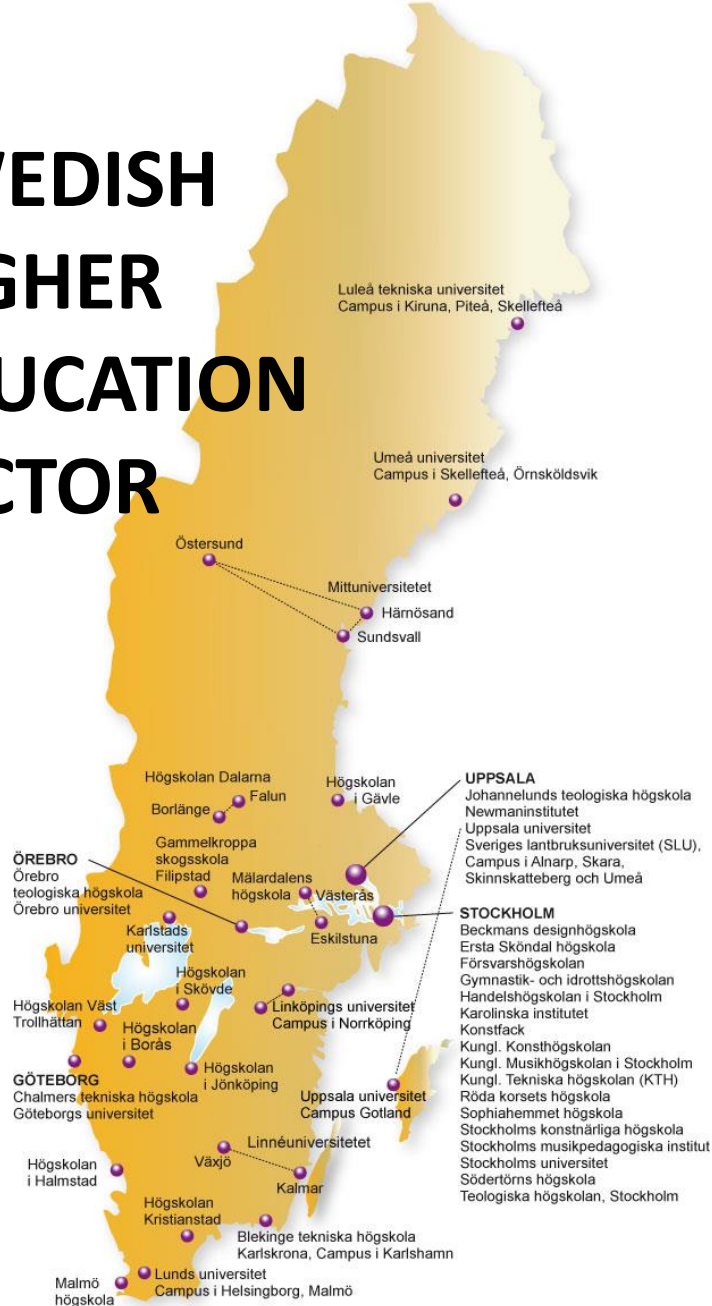


SWEDISH HIGHER EDUCATION SECTOR



Total number of higher education providers about 50 (most of them public, 31)

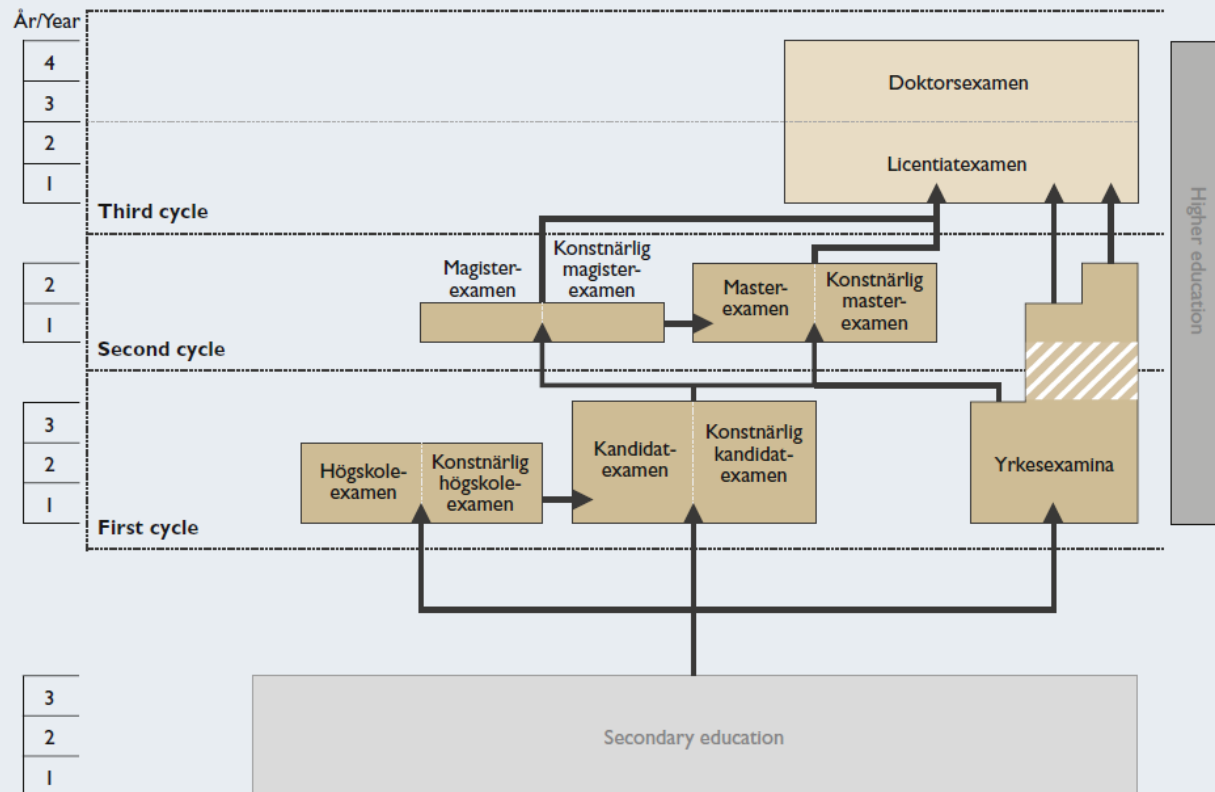
No tuition fees for students from EU/EEA)

Income for education and research around 70 billion SEK.

Of these 70 billion SEK slightly less than half is education and slightly more than half is research

Degree structure

Swedish Higher Education System



Higher education in figures

- Funding: 1.8 % of GDP to higher Education (OECD average: 1.3 %.) (2012)
- Proportion of population with higher education qualifications in 2009: 33 % (OECD average: 30 %).
- In 2011 there were 363,000 students enrolled in 1st and 2nd cycle programs. (Tot. population of Sweden: 9,573,466)
- In 2010/11 47,000 foreign students were pursuing studies in Sweden and 26,600 Swedish students were studying abroad.
- Median age for HE entrants 2009: 22.2 (OECD 20.5)



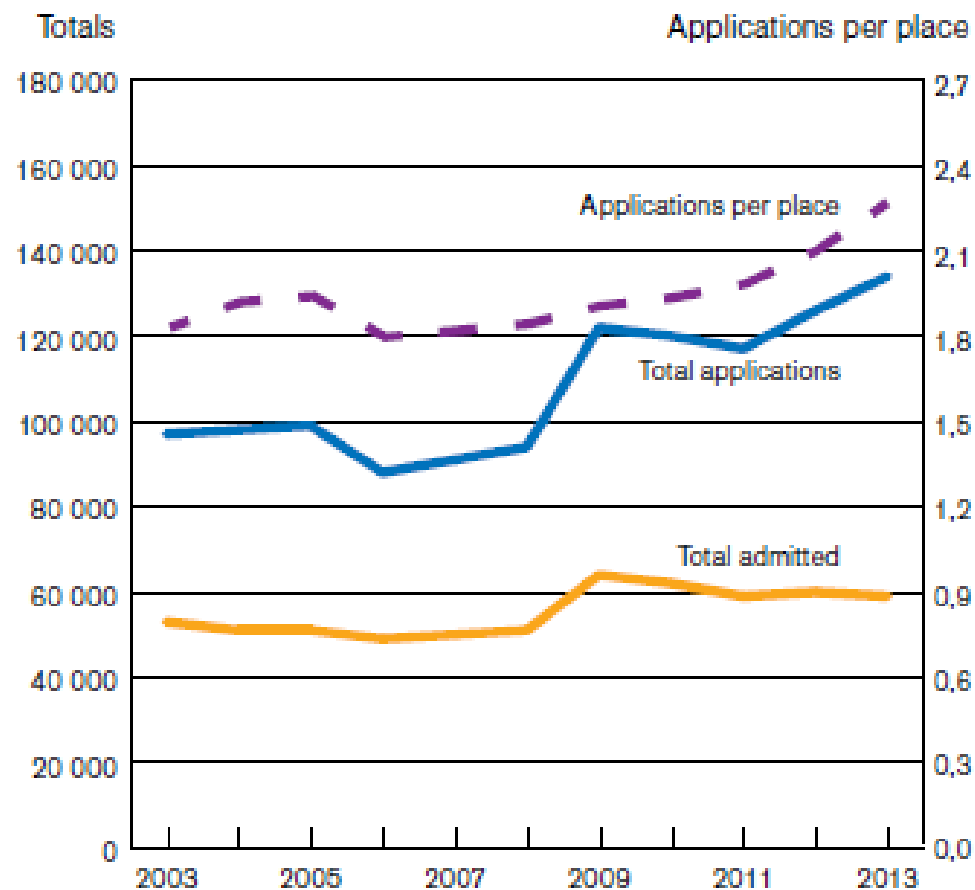
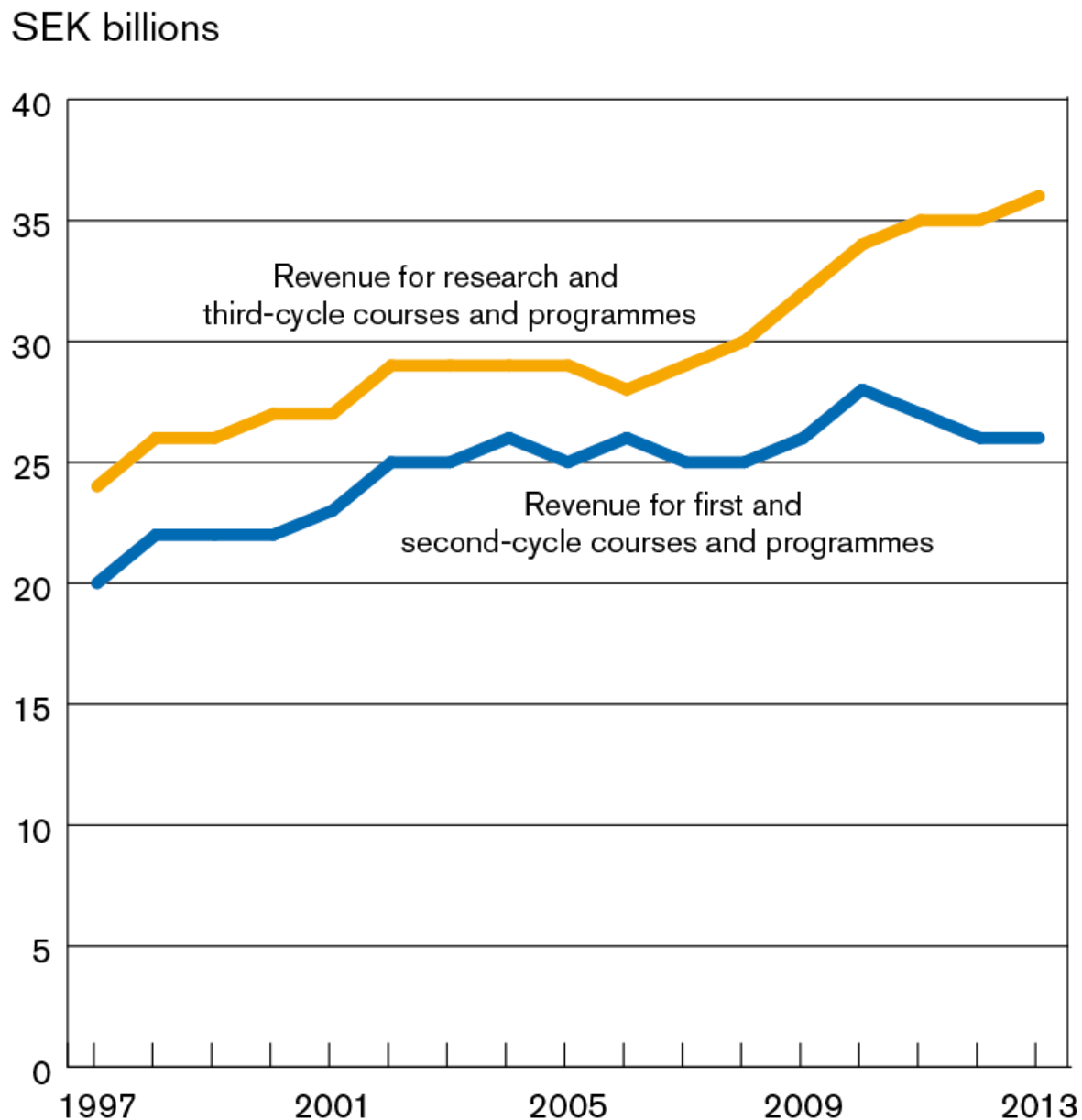
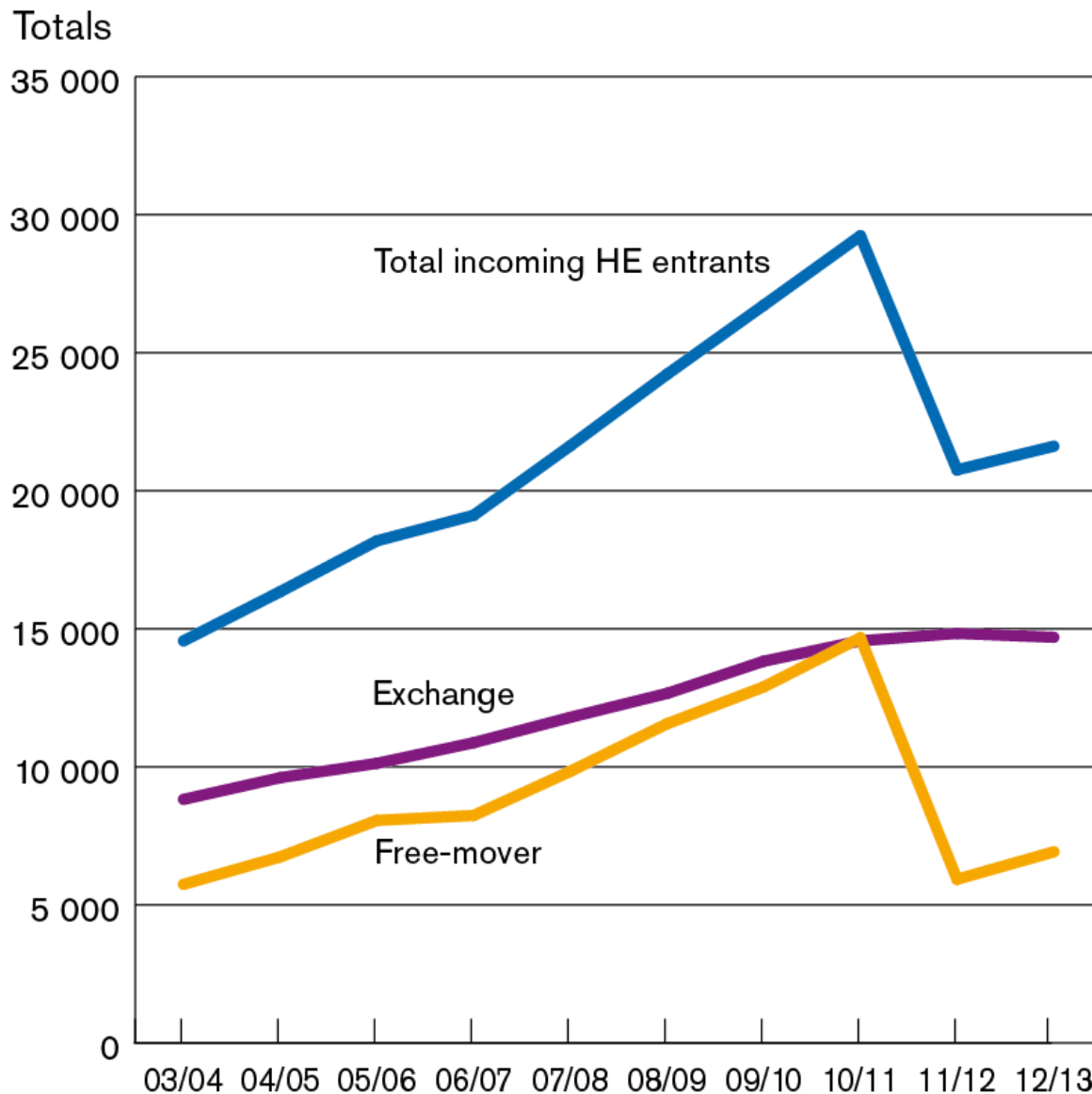


Figure 5. Applicants and admissions with no prior study in higher education for autumn semesters 2003–2013.

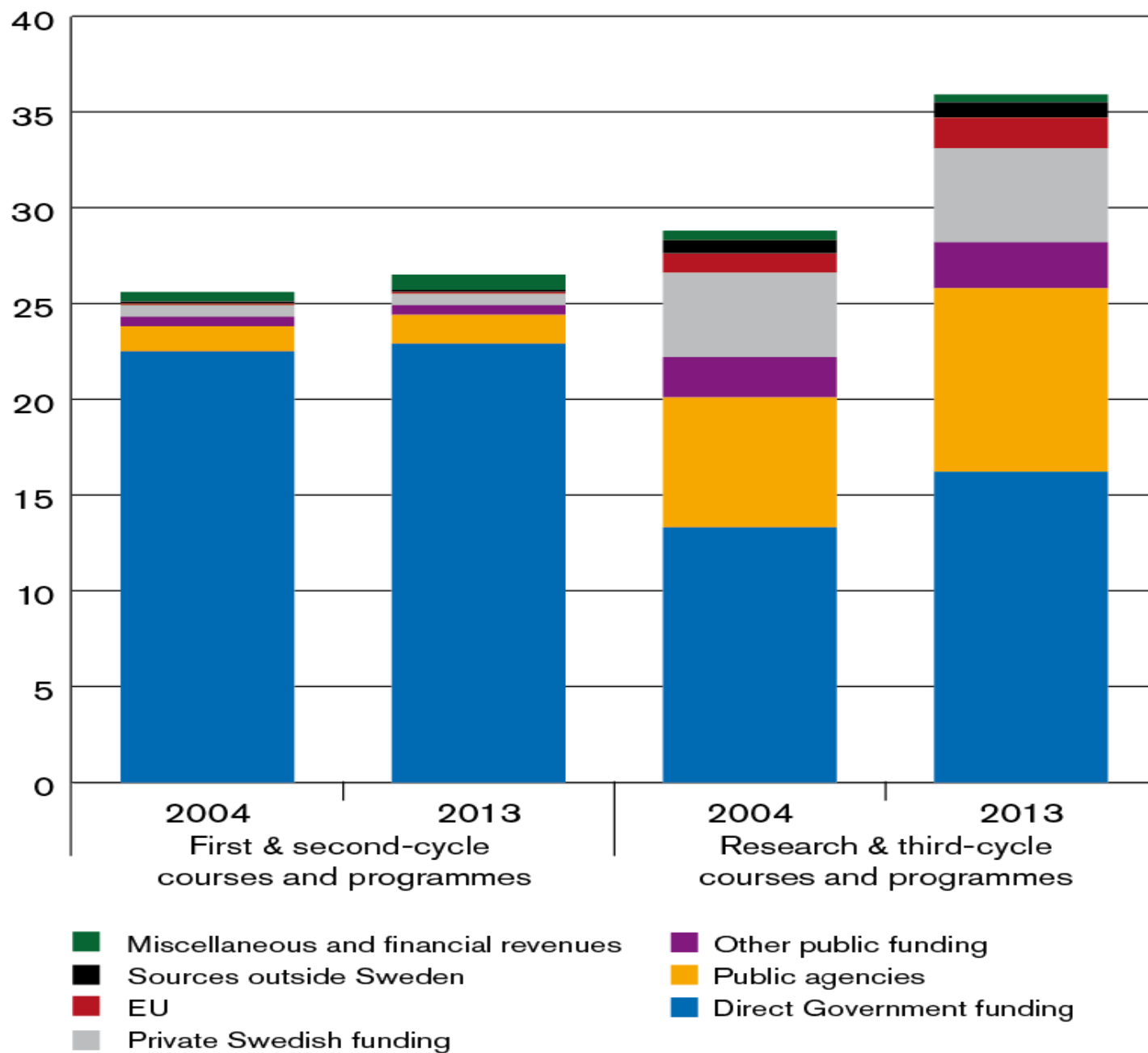
HEIs' revenues for first and second cycle courses and programmes and for research and third-cycle courses and programmes 2003–2013, SEK billions in 2013 prices.



Incoming HE entrants during the academic years 2003/04—2012/13 both in total and divided between free-movers and exchange students.




SEK billions





Sveriges universitets- och högskoleförbund
The Association of Swedish Higher Education
En arena för samverkan

37 HEI's are members
(16 universities and 21 university colleges)





What is SUHF?

- The Association of Swedish Higher Education was founded in 1995 as an organisation for institutional cooperation on a voluntary basis. 37 members.
- promoting sector interests to external actors and strengthening internal cooperation
- **A platform for collaboration**
- Works through reports, recommendations and statements
- Works internationally through NUS, EUA och IAU
- Have counterparts in all European/world countries

SUHF:s organisation - I

- **Higher Education Institutions are members**
- **General assembly** – highest decision making body
(2 times/year – rector and head of administration)
- **Board** (7 rectors, 1 head of administration)
- **Presidium** (chair, vice chair and secretary general):
meet every week. Six general meeting days per year)

Manifesto

The future starts now!

**A manifesto for a dialogue
concerning Swedish Higher
Education in 2030**



Tabell 1. Mål för SwB-programmet 2011-2014. Olika stipendiekategorier och antalet stipendier per kategori.

US= uppgifter saknas. Källa: <http://www.cienciasemfronteiras.gov.br/web/csf/bolsistas-pelo-mundo> (2014-05-23)

Riktning	Stipendietyp	Antal stipendier		
		Mål	Stipendiater totalt (maj 2014)	Stipendiater i Sverige (maj 2014)
Ut	"Grundnivån" (BSc och MSc) - sandwich (1 år)	64 000	40 582	73
	Forskarutbildning - sandwich (1 år)	15 000	5 544	59
	Fullständig forskarutbildning (4 år)	4 500	1 525	10
	Postdok (1-2 år)	6 440	2 865	38
	Teknologisk utveckling och innovation (1 år)	7 060	us	us
In	Unga talanger till Brasilien (<3 år)	2 000	us	us
	Speciell gästforskare i Brasilien (>1 månad per år i > 3 år)	2 000	us	us
	Total number of scholarships	101 000	50 516	180
	Totalt antal stipendier finansierade av regeringen	75 000		
	Totalt antal stipendier finansierade av näringslivet	26 000		